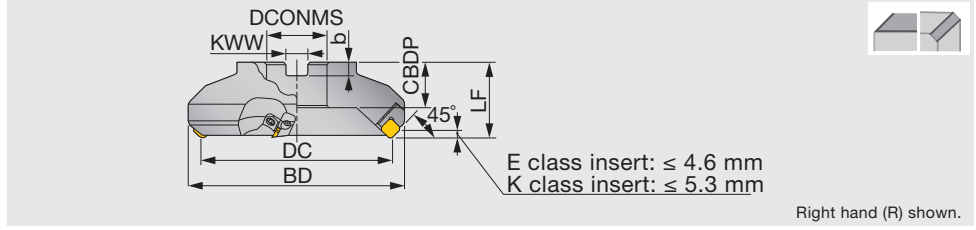



- High Feed Milling
- Face Milling
- Shoulder Milling
- Slot Milling
- Profile Milling
- Approach angle
- 10°-20°
- 45°
- 70°
- 85°
- 88°
- 90°
- Others

TME4400R/LI

45° face mill, with wedge clamp system, for positive square inserts

GAMP = +24°, GAMF = -8° ~ -6°

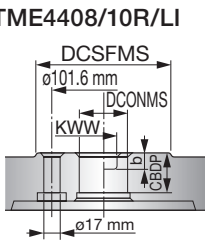


Designation	APMX	DC	CICT	BD	LF	DCONMS	CBDP	KWW	b	WT(kg)	Insert
TME4403R/LI	4	80	4	101.5	50	25.4	26	9.5	6	1.43	SE*N1203
TME4403RI-E	4	80	4	101.5	50	27	26	12.4	7	1.43	SE*N1203
TME4404R/LI	4	100	5	120.2	63	31.75	32	12.7	8	2.74	SE*N1203
TME4404RI-E	4	100	5	120.2	63	32	32	14.4	8	2.74	SE*N1203
TME4405R/LI	4	125	6	145.2	63	38.1	38	15.9	10	4.04	SE*N1203
TME4405RI-E	4	125	6	145.2	63	40	32	16.4	9	4.04	SE*N1203
TME4406R/LI	4	160	8	181.2	63	50.8	38	19	11	5.82	SE*N1203
TME4406RI-E	4	160	8	181.2	63	40	29	16.4	9	5.82	SE*N1203
TME4408R/LI	4	200	10	220.5	63	47.625	38	25.4	14	9.18	SE*N1203
TME4410R/LI	4	250	12	269.8	63	47.625	38	25.4	14	16.64	SE*N1203
TME4412RI	4	315	14	334.4	63	47.625	38	25.4	14	25.72	SE*N1203

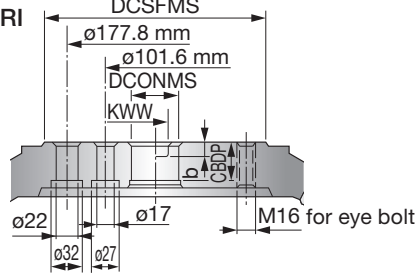
Note: Cutting edge height (LF) is for when SEEN1203AG*N type inserts are used.

Arbor type

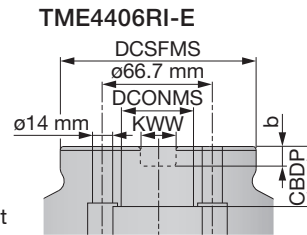
TME4408/10R/LI



TME4412RI



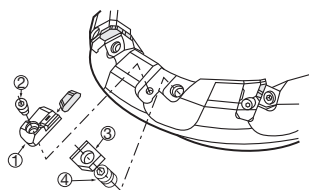
TME4406RI-E



SPARE PARTS

Designation	① Locator	④ Wedge fixing screw	② Locator fixing screw	③ Wedge	Wrench
TME4403RI	LE444R	FDS-8S	CM4X0.7X14	WF444R	TP-4
TME4403LI	LE444L	FDS-8S	CM4X0.7X14	WF444L	TP-4
TME4403RI-E	LE444R	FDS-8S	CM4X0.7X14	WF444R	TP-4
TME4404RI	LE444R	FDS-8S	CM4X0.7X14	WF444R	TP-4
TME4404LI	LE444L	FDS-8S	CM4X0.7X14	WF444L	TP-4
TME4404RI-E	LE444R	FDS-8S	CM4X0.7X14	WF444R	TP-4
TME4405RI	LE444R	FDS-8S	CM4X0.7X14	WF444R	TP-4
TME4405LI	LE444L	FDS-8S	CM4X0.7X14	WF444L	TP-4
TME4405RI-E	LE444R	FDS-8S	CM4X0.7X14	WF444R	TP-4
TME4406RI	LE446R	FDS-8S	CM4X0.7X14	WF444R	TP-4
TME4406LI	LE446L	FDS-8S	CM4X0.7X14	WF444L	TP-4
TME4406RI-E	LE446R	FDS-8S	CM4X0.7X14	WF444R	TP-4
TME4408RI	LE446R	FDS-8S	CM4X0.7X14	WF444R	TP-4
TME4408LI	LE446L	FDS-8S	CM4X0.7X14	WF444L	TP-4
TME4410RI	LE446R	FDS-8S	CM4X0.7X14	WF444R	TP-4
TME4410LI	LE446L	FDS-8S	CM4X0.7X14	WF444L	TP-4
TME4412RI	LE446R	FDS-8S	CM4X0.7X14	WF444R	TP-4

*Recommended clamping torque (N·m): FDS-8S=10



Reference pages: Inserts → **H091**, Standard cutting conditions → **H092**